




P6116 611 Data Socket Cam Positions



These contacts are normally CLOSED (default position). Note the position of the moveable cam with the tapered sides pointing towards the contacts. Also note that the contacts are joined together.


These contacts are normally OPEN. Note the position of the moveable cam with the tapered sides pointing towards the screw terminals. Also note that there is a gap between the contacts and that they are NOT joined together.






All contacts closed

This is the default position that all cams are set to ex factory.




Contacts 1 & 2 closed.
Contacts 3 & 4 open.
Contacts 5 & 6 open.

Used for Wiring Modes 5, 6 & 9(voice).




Contacts 1 & 2 closed.
Contacts 3 & 4 open.
Contacts 5 & 6 closed.

Used for Wiring Modes 3, 4, 10, 11,& 17..




Contacts 1 & 2 closed.
Contacts 3 & 4 closed.
Contacts 5 & 6 open.



Contacts 1 & 2 open.
Contacts 3 & 4 open.
Contacts 5 & 6 open.


Used for Wiring Modes 1, 2, 7, 8, 9(battery), 12, 13 & 16..



Contacts 1 & 2 open.
Contacts 3 & 4 closed.
Contacts 5 & 6 closed.



Contacts 1 & 2 open.
Contacts 3 & 4 closed.
Contacts 5 & 6 open.



Contacts 1 & 2 open.
Contacts 3 & 4 open.
Contacts 5 & 6 closed.

Used for Wiring Modes 14, & 15.